

BACKHOE LOADER | 3CX/3CX PLUS/3CX PRO



EASY
— IN A —
HARD WORLD



GROSS POWER	MAXIMUM DIG DEPTH	OPERATING WEIGHT
55-69kW	5.65m	7,660-8,185kg




3CX

The 3CX features a high performing 55kW engine, providing high torque with maximum efficiency. This makes it the ideal site machine.

3CX PLUS

The 3CX PLUS has a powerful 68.6kW Turbo engine with high torque, providing high performance loading on site and on the road.



3CX PRO

The 3CX PRO is the ultimate performing machine with new seat mounted excavator controls for optimum ease of use and controllability.

COMFORT MADE EASY

A redesigned cab provides significantly more space, whilst a new HVAC system with fully adjustable vents creates a comfortable operating environment.



EASY TO USE

Two new LCD display screens provide the operator with clear, real time information including machine health, travel speed and gear selection.



EFFICIENCY MADE EASY

Variable displacement piston pump as standard maximises fuel efficiency whilst loading, roading or excavating. Auto-idle & auto-stop further reduce fuel wastage.



PRODUCTIVE PERFORMANCE

Class-leading torque improves all-round performance, whilst ECO work modes help to save fuel, prioritising efficiency.


PRODUCTIVITY MADE EASY

New hammer and bi-directional auxiliary circuits allow the 3CX to utilise a wider range of attachments, whilst an optional extending dipper increases the digging range.



ULTIMATE VERSATILITY

The 6-in-1 shovel with the addition of flip over pallet forks maximises productivity, allowing the machine to grade, grab, pick and place.



OPERATING MADE EASY

Servo controls (3CX PRO) and single loader lever (3CX, 3CX PLUS) enhance ease of use. Directional control switch enables changing direction whilst operating the loader end.



EASYSHIFT

An Easyshift gearbox as standard makes gear changes smoother, while a transmission kickdown switch provides extra power.

SAFETY MADE EASY

A host of new features including ROPS/FOPS cab as standard, in cab boom lock and battery isolator provide improved operator safety.



VISIBLY BETTER

LED worklights as standard provide optimum visibility in all lighting conditions. Guide me home lights illuminate the surrounding area when exiting the cab.




BACKHOE LOADER | 3CX/3CX PLUS/3CX PRO



SPECIFICATION

MODEL		3CX	3CX PLUS	3CX PRO
Engine	l	JCB 4.8	JCB 4.4 Turbo	JCB 4.4 Turbo
Power	kW (hp)	55 (74)	69 (92)	69 (92)
Max. torque	Nm	305	408	408
Transmission		4 speed Easyshift with FNR		
Excavator	ft	14 fixed	14 fixed/extradig	14 fixed/extradig
GP shovel	m³	1.1	1.1	1.1
6-in-1 shovel	m³	-	1.0	1.0
Wheels	“	18 front, 28 rear		
Air conditioning		-	HVAC	HVAC
Travel speed	kph	37	40	40



STANDARD FEATURES

- Single loader lever with FNR
 - 4-Speed Easyshift Transmission
 - ROPS/FOPS cab
 - ECO work modes
 - Variable displacement piston pump 150l/min
- LiveLink telematics
 - Front/Rear Wash/Wiper
 - Handsfree Bluetooth Radio
 - 2 x USBA power ports
 - LED Worklights



EASY IN A HARD WORLD

FIND OUT MORE



REQUEST A QUOTE



www.jcb.com